

The Influence of Inorganic Salts on the Phase Diagram and Separating Ability of Aqueous Biphasic System: Peg/Sodium Citrate-Water

ISSN: 2688-836X



***Corresponding author:** Eldar MA, Department of Physics, Azerbaijan

Submission:  October 20, 2021

Published:  November 12, 2021

Volume 9 - Issue 5

How to cite this article: Eldar MA, Gunel SM. The Influence of Inorganic Salts on the Phase Diagram and Separating Ability of Aqueous Biphasic System: Peg/Sodium Citrate-Water. *Nov Res Sci.* 9(5). NRS. 000723. 2021.

DOI: [10.31031/NRS.2021.09.000723](https://doi.org/10.31031/NRS.2021.09.000723)

Copyright@ Eldar MA, This article is distributed under the terms of the Creative Commons Attribution 4.0 International License, which permits unrestricted use and redistribution provided that the original author and source are credited.

Eldar MA* and Gunel SM

Department of Physics, Azerbaijan

Abstract

The purpose of the proposed research is to ensure that the value of the distinction is adjusted to each application by using various supplements to separate and clean up biological objects. The work presents the results of studies of the phase diagram of the biphasic system composed of Polyethylene Glycol (PEG)/sodium citrate-water and the effect of inorganic salts (sodium sulfate, sodium carbonate, sodium nitrate, potassium sulfate, potassium chloride, potassium iodide, potassium bromide) on the separating ability of this biphasic system. Analysis of the data presented shows that the change in the parameters of the phase diagram and different values of the separating ability (for PEG- sodium citrate-water system $n^*=9,3$) of the biphasic system, depending on the nature of the additives. The utilized inorganic salts change the structure of water clusters. Following the change, the biphasic system components relative hydrophobicity rises, which results in phase separation. The displacements of the binodal of the phase diagram (Figure 1) in the direction of the origin of coordinates, an increase in the area of the heterogeneous region of the diagram upon the introduction of the studied salts indicate that these salts have a structuring effect on the aqueous medium.

Keywords: Biphasic systems; Inorganic salts; PEG; Sodium citrate; Separating ability

Introduction

Aqueous biphasic systems were formed when two particular chemically different polymers (e.g., dextran (dex) and Polyethylene Glycol (PEG)) were mixed at appropriate concentrations in an aqueous solution, and the solution separated into two immiscible phases. One phase is rich in one polymer, and the second phase is rich in the other polymer, as with water as a solvent in both phases [1].

It should be noted that such incompatibility of components in a common solvent (in water) could also be observed in the mixtures of one polymer with some inorganic and organic salts [2].

Albertson et al. [3] systematic studies of various water-polymer two-phase systems led to the emergence of a new universal, highly effective, gentle, cost-effective method of separation and purification of a wide variety of biological materials [3].

Because the solvent in both phases of the studied systems is water (70-80%), proteins, nucleic acids, viruses, cells, etc., can be introduced into such systems. Depending on their characteristics and distribution conditions (nature and concentration of phase-forming components, nature and concentration of additives, etc.), these biological objects are unevenly distributed over coexisting phases without losing their intact properties. It should be noticed that the method (method of separation) is also successfully used for the quantitative assessment of the relative hydrophobicity of high molecular weight compounds, which could not be determined previously [4].

The Aqueous Two-Phase System (ATPS) composed of PEG 6000 and Sodium Citrate (SC) has been proposed to recover the valuable soluble proteins from tannery wastewater. Thus, the proposed ATPS can serve as an alternative to the conventional precipitation method to recover the soluble proteins from tannery wastewater [5]. Aqueous biphasic systems were used during downstream processing, mainly in biotechnological and chemical industries [6]. Aqueous biphasic extraction processes offer the potential for low-cost, highly selective separations. This counter-current extraction technique is involved in the selective partitioning of either dissolved solute between two immiscible aqueous phases [7].

Aqueous biphasic systems have been successfully used to detect veterinary drug residues in food, separation of precious metals, sewage treatment, and a variety of other purposes [8]. The practical application of Aqueous Two-Phase Systems (ATPS) to extraction processes has been exploited for several years to recover biological products [9]. A critical overview of the fundamental thermodynamic properties related to forming aqueous two-phase systems and their application to extraction and purification of bioparticles was studied previously [9].

For describing aqueous biphasic systems, it is traditional to study the phase diagram of the system (binodal curves, connecting lines, separating ability, etc.). The properties of the aqueous medium of the phases of a two-phase system and the nature of the phase diagrams are affected by different factors like concentration of phase-forming polymers, concentration and composition of salts [6,10], their molecular weight, nature of the second phase-forming component and solvent, temperature, the presence of low molecular weight additives [11,12-14].

Studying the effect of various additives, in particular, inorganic

salts, on the water-polymer biphasic system is important since additives of inorganic salts are widely used to regulate the distribution of biological materials in these systems [15]. Similar research was carried out for biphasic systems, e.g., dextran-PEG, dextran-PVP, and dextran-ficoll [16,17]. The works presented that the degree of influence of the addition of inorganic salts on the conditions of phase separation in the biphasic systems under consideration is associated with the position of the salt in the lyotropic series of the ability of salts to precipitate proteins in aqueous solutions [18]. However, it seems interesting to study the effect of inorganic salts (sodium sulfate, sodium carbonate, sodium nitrate, potassium sulfate, potassium chloride, potassium iodide, and potassium bromide) on the separation of biphasic systems into polymer-organic and salt-water phases.

In the presented work, the phase diagrams of the water-polymer biphasic system PEG 6000-sodium citrate ($C_6H_5O_7Na_3$)-water and the concentration effect of the sodium nitrate on the position of the binodal, on the value of the separating ability of the system were investigated. The PEGs with different molecular weights are widely used polymers in Aqueous Two-Phase Systems (ATPS) due to their low toxicity, low price, and low volatile nature [6].

Results and Discussions

For illustrating aqueous biphasic polymer systems, it is conventional [1] to investigate the phase diagram-binodal curves, where the weight vs concentrations of the phase-forming components, the tie line, its length and angle of inclination, separation capacity, etc., are plotted along the coordinate axes. Figure 1 shows the binodal curve of the PEG (6000)-sodium citrate/water tie line, which is defined based on the method of least squares equation.

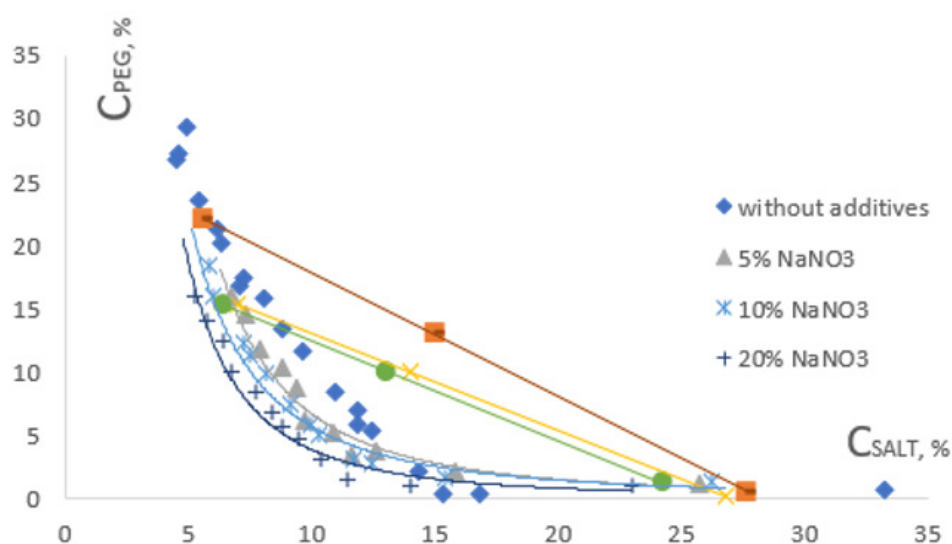


Figure 1: The influence of $NaNO_3$ on the phase diagram of aqueous biphasic systems PEG-sodium citrate.

The binodal curve and tendency angle of connecting (or tie) lines are taken as the main characteristic of polymer-polymer-water two-phase systems. The phase diagrams depend on many factors:

the nature of polymers, their molecular weights, temperature, the presence of low molecular weight additives, etc. [16].

Figures 2, 3 and Table 1 show the experimental results describing the binodal and tie lines of the phase diagram of the studied biphasic system in the absence and presence of various salts, where the concentrations of the phase-forming components are plotted along the coordinate axes. The curves (binodal) delimit

the region of existence of homogeneous solutions (under the binodal) and the region of existence of heterogeneous (above the binodal) solutions. Figure 3 describes a change in the position of binodal in the presence of NaNO₃ at different concentrations.

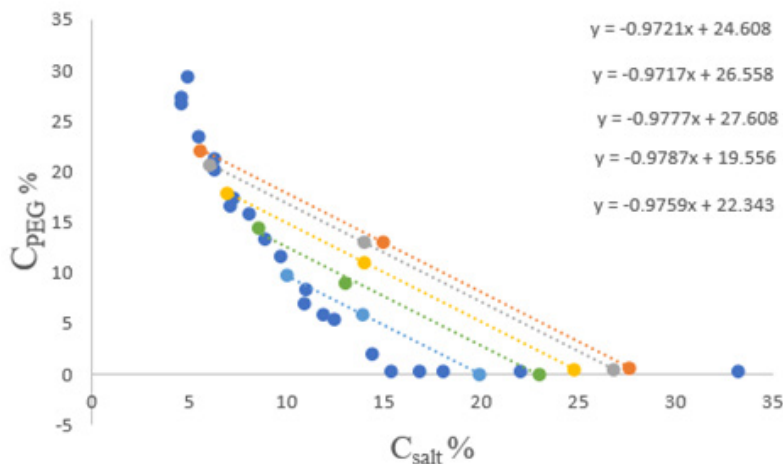


Figure 2: Binodal curve and tie lines of the biphasic system PEG/sodium citrate -H₂O.

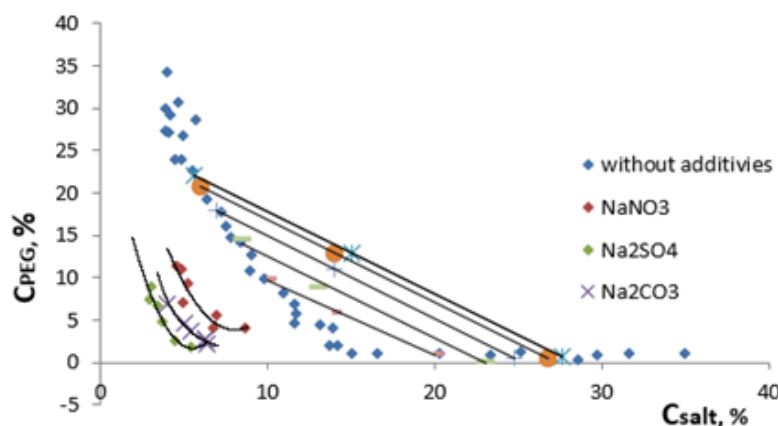


Figure 3: The influence of salts (NaNO₃, Na₂CO₃, Na₂SO₄) on the formation of biphasic systems PEG-C₆H₅O₇Na₃-H₂O.

Table 1: Changes of the critical point of the binodal of the PEG (6000) - C₆H₅O₇Na₃-H₂O system with varying NaNO₃ concentrations.

NaNO ₃ con. (w%)	C _{cr} PEG	C _{cr} salt	Σ X _{cr}	σ, mN/m (NaNO ₃ +H ₂ O)	Δ σ
5	1.73	12.65	14.38	72.1	0.9
10	1.68	12.45	14.13	72.8	1.6
15	1.6	11.9	13.63	73.8	2.6
20	1.53	11.45	12.98	74.4	3.2

As it follows from the results obtained by adding all salts to the system, the binodal are somewhat displaced towards the origin of coordinates extensively when the salt concentration increases

(Figure 3). Proportionally the area of the heterogeneous region of the phase diagram increases. The variations in the system with two phases occur at lower concentrations of the phase-forming

components, which indicates that the structuring of the aqueous medium of the system takes place under the influence of added salts. The structuring of the aqueous medium of the biphasic system phases is due to changes in the degree of hydration of the phase-forming components. Therefore, the differences in the relative hydrophobic properties of the phases increase, leading to worse compatibility of these components in the common solvent, and naturally, to separating the system into two phases at lower concentrations the phase-forming components.

Figure 4 shows the data describing the concentration effect of sodium nitrate on the total concentration of phase-forming components at the critical point of the studied biphasic system (PEG and sodium citrate). As shown in Figure 4, with an increase in the concentration of the added salt (NaNO_3), the total concentration of phase-forming components decreases at the critical point for separating the system into two phases.

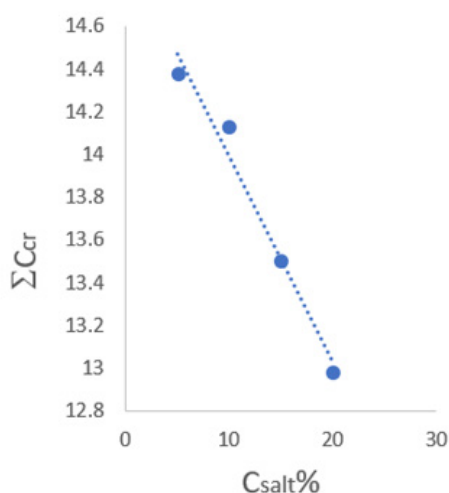


Figure 4: Dependence of total concentration of phase-forming components from the concentration of sodium nitrate.

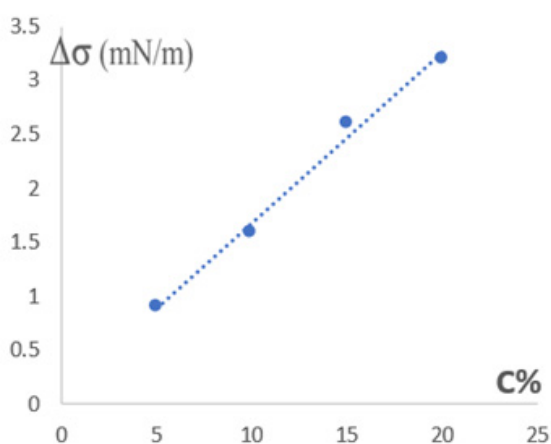


Figure 5: Changes in the surface tension of water ($\Delta \sigma$) depending on the concentration of NaNO_3 .

Figure 5 shows changes in the surface tension of water ($\Delta \sigma$) depending on the concentration of salt (NaNO_3) and based on the data in Figure 4 and 5. The dependence of the shift of the value of the total concentration $\sum C_i^{cr}$ of the phase-forming components of the biphasic system on the surface tension (Figure 6).

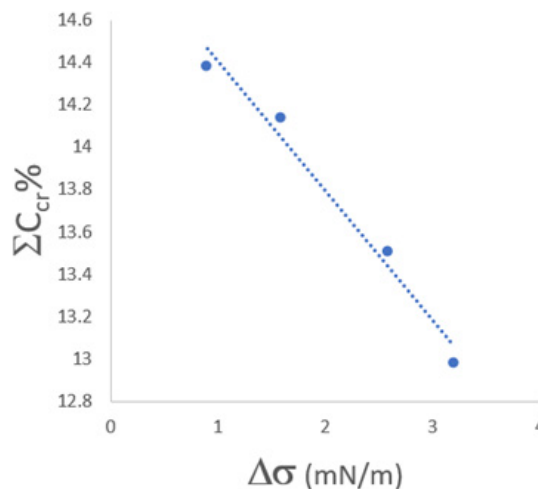


Figure 6: Dependence of total concentration of the phase-forming components $\sum C_i^{cr}$ from $\Delta \sigma$.

Figure 6 describes the magnitude of the shift in the total concentration of the system components under the influence of the added salt (NaNO_3) and its effect on the surface tension of pure water. There is a good correlation indicating the structuring of water under the influence of the introduced salt into the system.

For a more detailed analysis of the results obtained, let us consider the mechanism of the effect of salts on water based on Samoilov's theory [19]. According to this theory, an ion (cation or anion) destroying the structure of water means an ion, in the vicinity of which water molecules exchange with molecules of "free" water in the volume with a higher frequency than molecules of "free" water among themselves, i.e.

$$v_{(H_2O^0-H_2O^h)} < v_{(H_2O^0-H_2O^0)} \quad (1)$$

Where H_2O^0 - water in volume, H_2O^h - water in the hydration shell of the ion. In other words, the settled life of a water molecule near a water ion in the volume

$$\tau_{H_2O^h} < \tau_{H_2O^0} \quad (2)$$

and an ion that stabilizes the structure of water means ions for which the following conditions are met:

$$v_{H_2O^0-H_2O^h} < v_{H_2O^0-H_2O^0} \quad (3)$$

and

$$\tau_{H_2O^h} > \tau_{H_2O^0} \quad (4)$$

Our results indicate that in our case, conditions (3) and (4) hold. When salts are introduced into the system, water molecules of anions (all studied salts have the same cations) exchange with "free

water" molecules at a lower frequency than free water molecules with each other, which ultimately leads to the structuring of all water molecules [20].

All the above discussion makes it possible to qualitatively explain the results obtained in this work on the effect of salt additions on the characteristics of the phase diagram of the PEG/sodium citrate-water[.

Thus, the displacement of the binodal of the phase diagram towards the origin of coordinates, an increase in the area of the heterogeneous region of the diagram upon the introduction of the studied salts (NaNO_3 , Na_2SO_4 , Na_2CO_3 , KCl , KBr , KJ , K_2SO_4), as well as a decrease in the total concentration of phase-forming components at the critical point of the two-phase system with an increase in salt concentration (for example, NaNO_3) clearly indicates that these salts have a structuring effect on the aquatic environment of the system.

It should be emphasized that changes in the characteristics of an aqueous biphasic system naturally affect the distribution of various substances in these biphasic systems. To quantitatively characterize the difference in the affinity of the phases to the distributing substance, we studied the separating ability (n^*) of the biphasic PEG (6000)-sodium citrate-water system at $T = 298.15\text{K}$ in the absence and presence of various additives. The obtained data are presented in Table 2. The separating ability of the system is determined by the method proposed in work [4]. The results obtained show that the addition of urea to the aqueous biphasic system reduces its separation capacity ($n^* = 5.20$ in the presence of 1.25mol/l of urea, while $n^* = 6.5$ in the absence of additives). In contrast, the addition of carbohydrates, such as glucose and sucrose to the system leads to an increase in the separation capacity of the system.

Table 2: Separating ability PEG - sodium citrate- water in the presence of some salts.

Systems	n^*
Absence of mineral salt	9,3
+ NaNO_3 (4,67 mol/l)	12,6
+ Na_2CO_3 (3,76 mol/l)	13,5
+ Na_2SO_4 (2,36 mol/l)	14,6
+ Na_2SO_4 (1,79 mol/l)	15,42
+ KCl (5,5mol/l)	7,19
+ KBr (3,53 mol/l)	6,98
+ KJ (1,04mol/l)	10,6
+ K_2SO_4 (0,47mol/l)	14,35

Urea changes the value (n^*) associated with the destruction of the water structure in the corresponding phases. Urea also leads to an increase in PEG hydration and a change in the latter molecule nearest the aqueous environment, which boosts the compatibility of the system components. This contributes to the convergence of the properties of the phases, consequently, a more uniform distribution of substances between the two phases and leads to a decrease

in the separation capacity. With the addition of carbohydrates, the structuring of the aqueous environment takes place, which should lead to a decrease in PEG hydration. Eventually, it leads to a deterioration of hydrophobic phases. The distribution coefficient can be elevated via using mineral salts results in an increase in the separation capacity of the system [21-23].

A significant increase in the separating ability of the investigated biphasic system with the introduction of salts (Table 2) indicates that these salts very strongly stabilize the structures of the aqueous medium in the phases of the aqueous biphasic system.

Conclusion

The binodal curves for PEG 6000 + sodium citrate + water system at 298.15K were constructed and adequately fitted with a non-linear equation. The least-squares method was used to define the tendency angle of the tie line. With the influence of salts (sodium sulfate, sodium carbonate, sodium nitrate, potassium sulfate, potassium chloride, potassium iodide, potassium bromide), the obtained binodal curve was slipped to the beginning of coordinate at the low concentrations. Two-phase systems occurred with a low concentration of components (PEG and salt) at a low concentration of polymer and salt, which formed phases. To quantitatively characterize the difference in the affinity of the phases to the distributing substance, we studied the separating ability (n^*) of the biphasic PEG (6000) -sodium citrate-water system at $T = 298.15\text{K}$ in the absence and presence of various additives. With the addition of sodium sulfate ($n^* = 14.6$ in the presence of 2.36mol/l of sodium sulfate, while $n^* = 9.3$ in the absence of additives), the structuring of the aqueous environment took place, which led to a decrease in PEG hydration and deterioration in hydrophobic phases. An increase in the distribution coefficient increases the separation capacity of the system. The effect of salts on the binodal curve and significant increase in the separating ability of the investigated biphasic system indicates that these salts (sodium sulfate, sodium carbonate, sodium nitrate, potassium sulfate, potassium chloride, potassium iodide, potassium bromide) very strongly stabilize the structures of the aqueous medium in the phases of the aqueous biphasic system.

The studied systems can create conditions that enable the separation and extraction of various biological objects, which promises potential application in biotechnology and pharmacology.

Conflicts of Interest

There are no conflicts to declare.

References

- Albertson PP (1970) Partition of cell particles and macromolecules in polymer two-phase systems. *Adv Protein Chem* 24: 309-341.
- Masimov EA, Ismailov EH, Odzhaqverdiyeva SY (2015) Complexation of polyethylene-glycol with the sodium salts of citric and succinic acids in the aqueous solutions. studies by dynamic light scattering and uv/vis spectrophotometry. *Journal of Advances in Chemistry* 11(8): 3866-3872.
- Albertson PA (1958) *Biochim Biophys Acta* 2: 378-394

4. Zaslavsky BY, Masimov EA, Boche G, Kaupp G, Rabinovitz M (1988) Methods of analysis of the relative hydrophobicity of biological solutes. In: Physical Organic Chemistry. Topics in Current Chemistry 146. Springer, Berlin.
5. Raja S, Murty VR (2013) Optimization of aqueous two-phase systems for the recovery of soluble proteins from tannery wastewater using response surface methodology. Journal of Engineering.
6. Mazzola PG, Lopes AM, Hasmann FA, Jozala AF, Penna TC, et al. (2008) Liquid-liquid extraction of biomolecules: an overview and update of the main techniques. J Chem Technol Biot 83(2): 143-157.
7. Chaiko DJ, Zaslavsky B, Rollins AN, Vojta Y, Gartelmann, J, et al. (1996) Metal separations using aqueous biphasic partitioning systems. United States.
8. Iqbal M, Tao Y, Xie S, Zhu Y, Chen D, et al. (2016) Aqueous Two-Phase System (ATPS): An overview and advances in its applications. Biol Proced Online 18.
9. Da Silva LHM, Loh W (2006) Aqueous two-phase systems: Fundamentals and applications for partitioning/purification of proteins. Química Nova 29(6): 1345-1351.
10. Moattar ZMT, Hamzehzadeh S, Nasiri S (2012) A new aqueous biphasic system containing polypropylene glycol and a water-miscible ionic liquid. Biotechnol Progr 28: 146-156.
11. Barani A, Pirdashti M, Heidari Z, Dragoi EN (2018) Influence of the molecular weight of polymer, temperature and pH on phase diagrams of poly (ethylene glycol) + di-potassium tartrate aqueous two-phase systems. Fluid Phase Equilib 459: 1-9.
12. Barbosa AA, Bonomo RCF, Martins CV, Fontan RCI, Júnior ECS, et al. (2016) Equilibrium data and physical properties of aqueous two-phase systems formed by PEG (1500 and 4000) g·mol⁻¹ + sodium sulfate + water at different temperatures and pH 2. J Chem Eng Data 61(1): 3-11.
13. Han J, Wang Y, Yu C, Li Y, Kang W, et al. (2012) (Liquid + liquid) equilibrium of (imidazolium ionic liquids + organic salts) aqueous two-phase systems at T = 298.15 K and the influence of salts and ionic liquids on the phase separation. J Chem Thermodyn 45(1): 59-67.
14. Liu Y, Wu Z, Zhao Y (2015) Liquid-liquid equilibrium correlation of aqueous two-phase systems composed of polyethylene glycol and nonionic surfactant. Thermodynamica Acta 602: 78-86.
15. Ferreira LA, Teixeira JA (2011) Salt effect on the aqueous two-phase system peg 8000-sodium sulfate. J Chem Eng Data 56(1): 133-137.
16. Zaslavsky BY, Bagirov TO, Borovskaya AA, Gasanova GZ, Gulaeva ND, et al. (1986) Aqueous biphasic systems formed by nonionic polymers I. Effects of inorganic salts on phase separation. Colloid Polymer Sci 264: 1066-1071.
17. Zaslavsky BY (1987) BMC 296(2): 98-101.
18. Zhang K, Su T, Cheng F, Lin Y, Zhou M, et al. (2020) Effect of sodium citrate/polyethylene glycol on plasticization and retrogradation of maize starch. International Journal of Biological Macromolecules 154: 1471-1477.
19. Samoilov OY (1967) Structure of water solutions of electrolytes. pp. 15-18.
20. (2018) Journal of Baku Engineering University 2(2): 71-76.
21. Masimov EA, Hasanov AA, Hasanova HT (2015) International Journal of Applied and Fundamental Research 4(1): 40-44.
22. Zaslavsky BY, Masimov EA (1986) 288(1).
23. Raja S, Murty VR (2013) Liquid-liquid equilibrium of poly (Ethylene Glycol) 6000 + Sodium Succinate + Water System at different temperatures. The Scientific World Journal 2013: ID 819259.

For possible submissions Click below:

[Submit Article](#)